

# adbone®TCP

99,9% TCP



## adbone®TCP

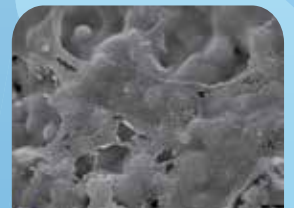
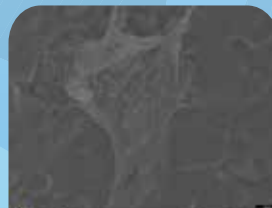

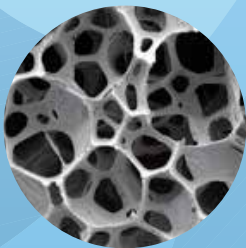
Porous synthetic ceramic designed for the filling of bone voids or defects.

- adbone®TCP induces regeneration and bone growth:
  - Stimulates the proliferation and differentiation of osteoblasts;
- Composition:
  - 99,9% Tricalcium Phosphate ( $\beta$ -TCP);
- Highly interconnected porosity with an excellent mechanical resistance;
- adbone®TCP is replaced by new bone during the healing process.

## Indications

adbone®TCP is intended to be used as a bone void filler or augmentation material for bone defects that are not intrinsic to the stability of the bony structure:

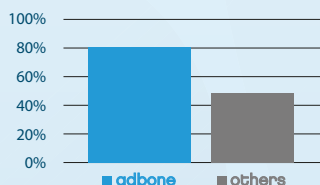
- Fractures with bone defect;
- Vertebral arthrodesis;
- Tibial osteotomy;
- Tibial and Femoral Fracture;
- Total knee and hip revision;
- Spine Surgery.



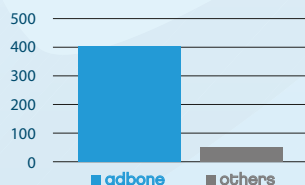
Cellular adhesion after 5 days

Excellent Malleability. Perfect Osteointegration and Osteoconduction. Exceptional bioactivity.

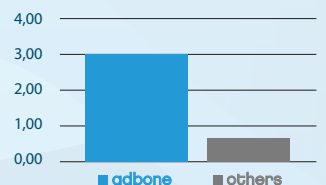
Porosity\*



Pore Size ( $\mu$ m)\*



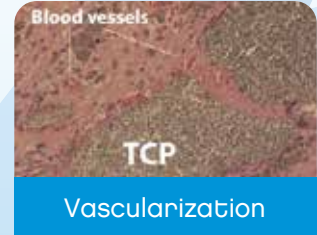
Mechanical Resistance (MPa)\*



adbone®TCP acts as natural bone.

\*Reference: C. M. S. Ranito, F. C. Oliveira, J. P. Borges, "Hydroxyapatite Foams For bone replacement" Key Mater. Eng. 284-286 (2005) 341-344; C. M. S. Ranito, "Fabrication of Hydroxyapatite Foams bone medical applications", SPM, vol 15, n°3/4 (2003) 2-15;

# Why choose adbone® TCP?



**M**aximum Security  
100% synthetic and 100% resorbable

**R**esorbable  
adbone® TCP is replaced by new vital bone within 1-6 months.

**H**igh Cohesiveness  
adbone® TCP particles present high cohesivity, conserving the volume of the initial cavity.

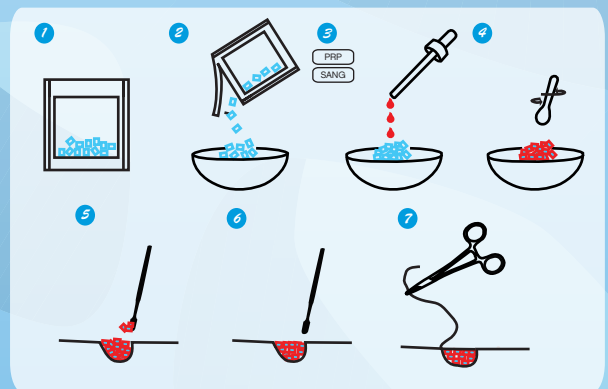
**R**adiopaque  
Allows the perfect monitorization of osteointegration.

**M**ultiple Geometries  
High variety of granules, blocks, cylinders and wedges.

**V**ascularization  
adbone® TCP induces a remarkable vascularization.

References	Geometry	Size	Quantity
TCP030425G	Granules	3 - 4 mm	2.5g x 1 Unit
TCP030405G	Granules	3 - 4 mm	5g x 1 Unit
TCP030410G	Granules	3 - 4 mm	10g x 1 Unit
TCP030415G	Granules	3 - 4 mm	15g x 1 Unit
TCP080820B	Block	8 x 8 x 20 mm	1 Unit
TCP151520B	Block	15 x 15 x 20 mm	1 Unit
TCP152030B	Block	15 x 20 x 30 mm	1 Unit
TCP080820C	Cylinder	8 x 8 x 20 mm	1 Unit
TCP062530W	Wedge	6 x 25 x 30 mm	1 Unit
TCP082530W	Wedge	8 x 25 x 30 mm	1 Unit
TCP102530W	Wedge	10 x 25 x 30 mm	1 Unit
TCP122530W	Wedge	12 x 25 x 30 mm	1 Unit
TCP142530W	Wedge	14 x 25 x 30 mm	1 Unit

Easy handling



## References:

- C. M. S. Ranito, F. A. Oliveira, J. P. Borges, "Mechanical behaviour of dense hydroxyapatite blocks", Advanced Materials Forum III, Vol 514-516, 1083 (2006);
- C. M. S. Ranito, F. A. Oliveira, J. P. Borges, "Synthesis of calcium phosphate powders for biomedical applications using Taguchi's method", Advanced Materials Forum III, Vol 514-516, 1025 (2006);
- C. M. S. Ranito, F. C. Oliveira, J. P. Borges, "Hydroxyapatite Pores for bone replacement", Key Mater. Eng. 284-286 (2005) 341-344;
- C. M. S. Ranito, "Fabrication of Hydroxyapatite Pores bone medical applications", SPM, vol 15, n°3/4 (2003) 2-15;

## Awards:

- National Young Entrepreneur Award 2012
- GESVENTURE Internationalization Award 2011
- Entrepreneur of the Year Award 2011
- National Women Entrepreneur Award 2011
- BES Innovation Award 2009
- Entrepreneurship Merit Medal 2009
- Business Ideas Contest Award 2008
- College of Material Science Engineering Award 2006
- Federation of the European Materials Societies Award 2003

Manufactured by:



Rua Fonte da Carreira n°350, B-17,  
2645-467 Cascais - Portugal  
Tel: +351 210 938 956 | Mob: +351 913 511 583  
e-Fax: +351 211 946 681  
[www.medbone.eu](http://www.medbone.eu)



Distributed by:

