



Centro Empresarial Lusoworld II  
Rua Pé de Mouro, nº 26 - Linhó  
2710-335 Sintra - Portugal

Phone: (+351) 211 941 737  
e-Mail: [sales@medbone.eu](mailto:sales@medbone.eu)

[www.medbone.eu](http://www.medbone.eu)

 [linkedin.com/company/medbone](https://www.linkedin.com/company/medbone)

 [facebook.com/medbonebiomaterials](https://www.facebook.com/medbonebiomaterials)

 [instagram.com/medbone\\_biomaterials](https://www.instagram.com/medbone_biomaterials)

 [medbone.eu/youtube](https://www.youtube.com/medbone.eu)

CE 1639



**CATALOG • BONE GRAFT • ORTHOPEDIC SURGERY**

Biomaterials, engineering life.®



# Medbone®

Our company was founded in 2008, with the purpose to filling a gap in the market in the area of synthetic bone graft manufacturing.

Our Biomaterials are commercialized worldwide and are being used in more than 90 countries, in orthopedic, dental and veterinary surgeries.

Medbone is constantly expanding the range of applications, in order to respond to the growing needs of health professionals through the development of new medical devices. We are focused on constant innovation, with the help of our R&D department, with protected industrial property.

Biomaterials, engineering life.®

Welcome to Medbone

*Claudia Ranito*  
FOUNDER



# Mission

Develop and manufacture high quality medical devices, enabling healthcare professionals in the healthcare area to have innovative tools that contribute to improve the living conditions of patients.

All our products have synthetic origin, which has major advantages compared to other solutions on the market: there is no risk of infections, no contraindications, and all of our products are 100% resorbable, mimicking natural bone.

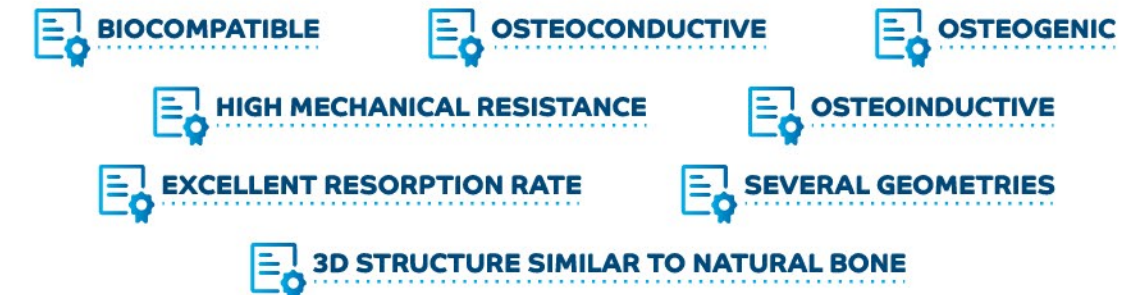
Medbone wants to meet the needs of the market. For that reason, we work every day in the development of new products and with increasingly diversified applications.

# Qualification

Medbone's products are developed and made from resorbable biomaterials based on calcium phosphates.

All products are manufactured under the strictest quality controls, keeping our biomaterials at the highest scientific and quality standards, and are available in various geometries: granules, blocks, cylinders, wedges and even in customized sizes and shapes.

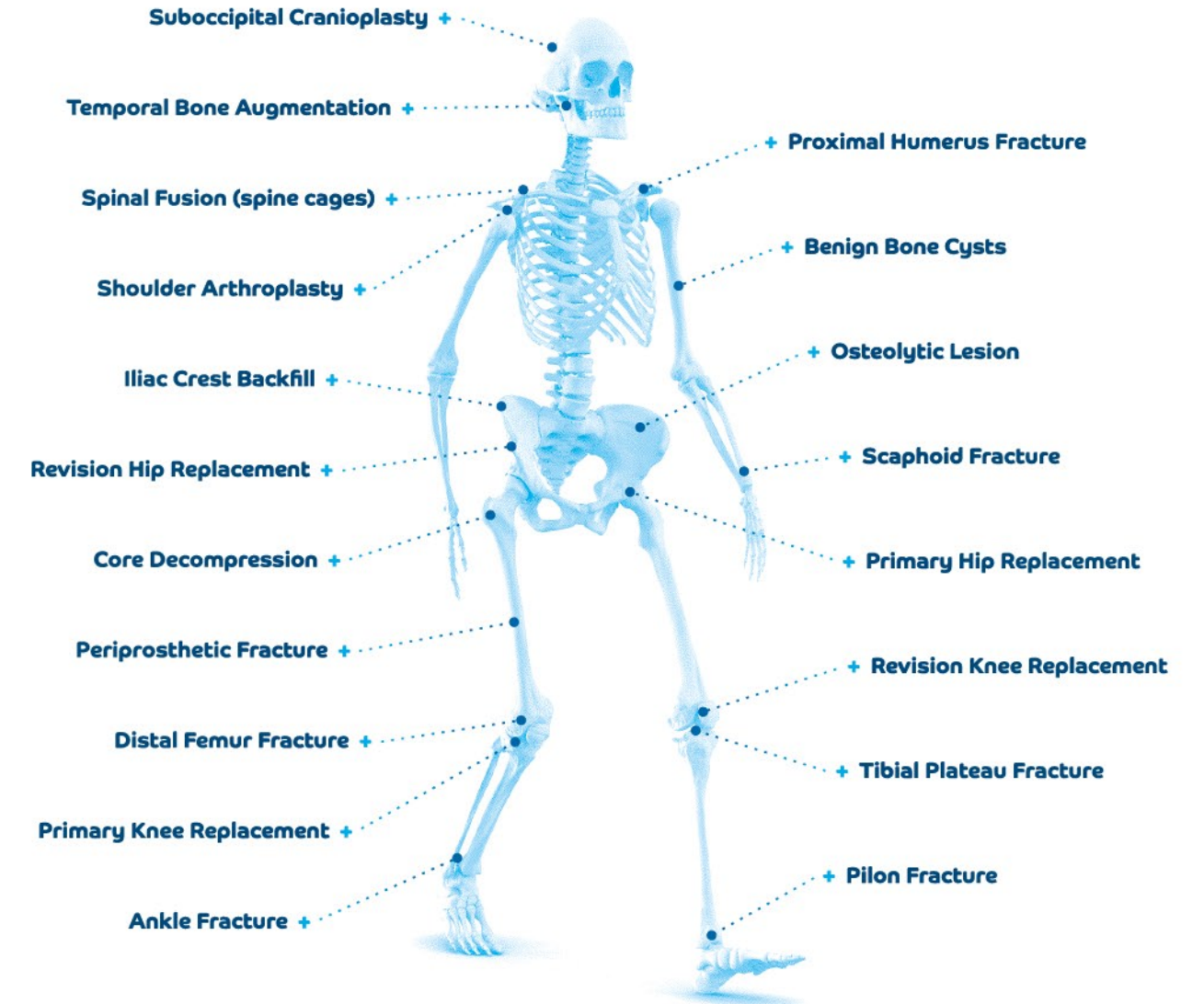
Medical devices manufactured by Medbone have similar properties to natural bone, allowing a better quality of life for people. A key feature of our products is the presence of interconnected pores or channels within the material. The channels must be large enough (typically 0.05 mm in diameter) to enable the invasion of blood vessels and cells, hence enabling material biodegradation and bone ingrowth within the bone substitute.







**adbone®** is intended to be used as a bone void filler or augmentation material for bone defects that are not intrinsic to the stability of the bony structure:





# adbone<sup>®</sup>TCP


BONE GRAFT

• TRICALCIUM PHOSPHATE •

**adbone<sup>®</sup>TCP** is a **totally synthetic bone graft material** made of pure beta-tricalcium phosphate ( $\beta$ -TCP).

As the bone healing process occurs, **adbone<sup>®</sup>TCP** is resorbed and replaced by new bone. **adbone<sup>®</sup>TCP** features a multidirectional interconnected porosity that guides bone three-dimensional regeneration by allowing fast blasts migration.


**adbone<sup>®</sup>TCP** was designed to achieve the highest degree of porosity without compromising the mechanical resistance.



REFERENCE CODE	GEOMETRY	SIZE	QUANTITY
TCP050105O	GRANULES	0.5 - 1.0 mm	5 g x 1 Unit
TCP050110O			10 g x 1 Unit
TCP050115O			15 g x 1 Unit
TCP050120O			20 g x 1 Unit
TCP050130O			30 g x 1 Unit
TCP010205O		1.0 - 2.0 mm	5 g x 1 Unit
TCP010210O			10 g x 1 Unit
TCP010215O			15 g x 1 Unit
TCP010220O			20 g x 1 Unit
TCP010230O			30 g x 1 Unit
TCP030405G		3.0 - 4.0 mm	5 g x 1 Unit
TCP030410G			10 g x 1 Unit
TCP030415G			15 g x 1 Unit
TCP030420G			20 g x 1 Unit
TCP030430G			30 g x 1 Unit

REFERENCE CODE	GEOMETRY	SIZE	QUANTITY
TCP040705G	CRUNCH	4.0 - 7.0 mm	5 g x 1 Unit
TCP040710G			10 g x 1 Unit
TCP040715G			15 g x 1 Unit
TCP040720G			20 g x 1 Unit
TCP040730G			30 g x 1 Unit
TCP080820B	BLOCKS	8 x 8 x 20 mm	1 Unit
TCP151520B		15 x 15 x 20 mm	
TCP152030B		15 x 20 x 30 mm	
TCP080820C	CYLINDER	8 x 20 mm	1 Unit
TCP062530W	WEDGES	6 x 25 x 30 mm	1 Unit
TCP082530W		8 x 25 x 30 mm	
TCP102530W		10 x 25 x 30 mm	
TCP122530W		12 x 25 x 30 mm	
TCP142530W		14 x 25 x 30 mm	
TCP040420Q	STICKS	4 x 4 x 20 mm	4 Units
TCP040420F		4 x 4 x 20 mm	5 Units

## adbone<sup>®</sup> geometry



**GRANULES**  
0.5 - 1.0 mm  
1.0 - 2.0 mm  
3.0 - 4.0 mm



**CRUNCH**  
4.0 - 7.0 mm



**BLOCKS**  
8 x 8 x 20 mm  
15 x 15 x 20 mm  
15 x 20 x 30 mm



**CYLINDERS**  
8 x 20 mm



**WEDGES**  
6 x 25 x 30 mm  
8 x 25 x 30 mm  
10 x 25 x 30 mm  
12 x 25 x 30 mm  
14 x 25 x 30 mm



# adbone<sup>®</sup>BCP

BONE GRAFT

• BIPHASIC CALCIUM PHOSPHATE •

**adbone<sup>®</sup>BCP** is a totally synthetic biphasic bone graft material made of 75% of hydroxyapatite (HAp) and 25% of beta-tricalcium phosphate (β-TCP).

**adbone<sup>®</sup>BCP** features a multidirectional interconnected porosity that guides the bone three-dimensional regeneration.

Presenting a biphasic resorption, **adbone<sup>®</sup>BCP** was designed specially for doctors who are used to working with natural bone sources, and it will be fully resorbed and replaced by new bone.



REFERENCE CODE	GEOMETRY	SIZE	QUANTITY
BCP050105O	GRANULES	0.5 - 1.0 mm	5 g x 1 Unit
BCP050110O			10 g x 1 Unit
BCP050115O			15 g x 1 Unit
BCP050120O			20 g x 1 Unit
BCP050130O			30 g x 1 Unit
BCP010205O		1.0 - 2.0 mm	5 g x 1 Unit
BCP010210O			10 g x 1 Unit
BCP010215O			15 g x 1 Unit
BCP010220O			20 g x 1 Unit
BCP010230O			30 g x 1 Unit
BCP030405G		3.0 - 4.0 mm	5 g x 1 Unit
BCP030410G			10 g x 1 Unit
BCP030415G			15 g x 1 Unit
BCP030420G			20 g x 1 Unit
BCP030430G			30 g x 1 Unit

REFERENCE CODE	GEOMETRY	SIZE	QUANTITY
BCP040705G	CRUNCH	4.0 - 7.0 mm	5 g x 1 Unit
BCP040710G			10 g x 1 Unit
BCP040715G			15 g x 1 Unit
BCP040720G			20 g x 1 Unit
BCP040730G			30 g x 1 Unit
BCP080820B	BLOCKS	8 x 8 x 20 mm	1 Unit
BCP151520B		15 x 15 x 20 mm	
BCP152030B		15 x 20 x 30 mm	
BCP080820C	CYLINDER	8 x 20 mm	1 Unit
BCP062530W	WEDGES	6 x 25 x 30 mm	1 Unit
BCP082530W		8 x 25 x 30 mm	
BCP102530W		10 x 25 x 30 mm	
BCP122530W		12 x 25 x 30 mm	
BCP142530W		14 x 25 x 30 mm	
BCP040420Q	STICKS	4 x 4 x 20 mm	4 Units
BCP040420F		4 x 4 x 20 mm	5 Units

## adbone<sup>®</sup> geometry





# Advantages



## HIGH POROSITY

adbone® guides the three-dimensional regeneration of bone in the defect site through osteoconduction



## RADIOPAQUE

adbone® is radiopaque, allowing the monitorization of the graft osteointegration



## HIGH MECHANICAL RESISTANCE

adbone® was designed to achieve the highest degree of porosity without prejudice to mechanical resistance



## RESORBABLE

As natural bone healing process occurs adbone® is resorbed and replaced by new native bone



## NO MEMBRANE

The use of membrane is not required unless there is risk of graft exposure



## VASCULARIZATION

The interconnected porosity of adbone® forms an ideal environment for vascularization



## HYDROPHILIC

The hydrophilic feature of adbone® confers an excellent cohesivity to the particles



## EASY TO HANDLE

adbone® can be easily mixed with patient's blood, autologous bone marrow, saline solution or PRP and PRF



## TOTALLY SYNTHETIC

adbone® does not contain animal or human tissues or derivatives

- 
- AVOIDS PAINFUL REMOVAL OF AUTOGRAFT •
  - HIGH AVAILABILITY OF SYNTHETIC BONE •
  - SAFE • BIOCOMPATIBLE • REDUCES SURGERY TIME •
-



Biomaterials, engineering life.®